

# Black Women and HIV in Northeast Texas



## The Big Picture

Since 2009, the number of new HIV diagnoses among Black women living in Northeast Texas has decreased by 26%. Still, as of 2018, Black women have the highest cases and rate of new HIV diagnoses compared to women of other races/ethnicities living in Northeast Texas. In 2018, there were 498 Black women living with HIV in Northeast Texas. Black women comprised 54% of women living with HIV in the region, but only 15% of the total Northeast Texas female population, highlighting the continued need to promote HIV prevention and education among Black Texas women.

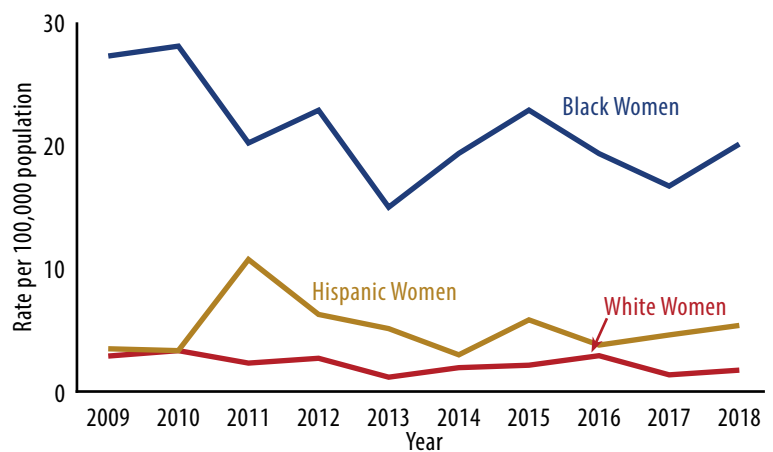
## Black Women With HIV Living in Northeast Texas

In Northeast Texas, the rate of Black women living with HIV (433.8/100,000) is 5 times the rate of Hispanic women living with HIV and 9 times the rate of White women living with HIV.

The most common way that Black women in Northeast Texas get HIV is through unprotected sex with a male living with HIV (90%). Nearly 11% of Black women in Northeast Texas were diagnosed with HIV late in the progression of the disease (they received their HIV and AIDS diagnoses within one year).

**One in 231** Black women in Northeast Texas are living with HIV.

## Rate of New HIV Diagnoses in Women by Race/Ethnicity, Northeast Texas, 2009-2018



## Black Women Without HIV-Related Medical Care in 2018

Advances in medical care enable people with HIV to stay healthy and survive longer than ever before. Some persons living with HIV may not seek care because they do not feel ill. Others may have problems affording or accessing health care. Others may not seek medical care because of substance abuse, mental health issues, or HIV-related stigma.

Among the major racial and ethnic groups in Texas, Black Texans have the greatest number (11,431, 33%) of their population who are not receiving HIV medical care. In Texas, **over one in four** Black women living with HIV were out of care in 2018. This represents 3,410 (30%) Black women not in care across the state.

All numbers presented here are for Cisgender Black Women

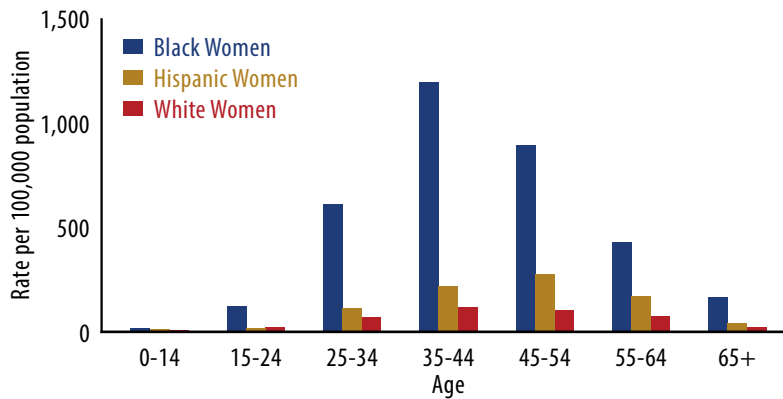


TEXAS  
Health and Human  
Services

Texas Department of State  
Health Services

In 2018, about **one in seven** Black women with HIV in Northeast Texas were not receiving HIV medical care. This represents 149 Black women not in care.

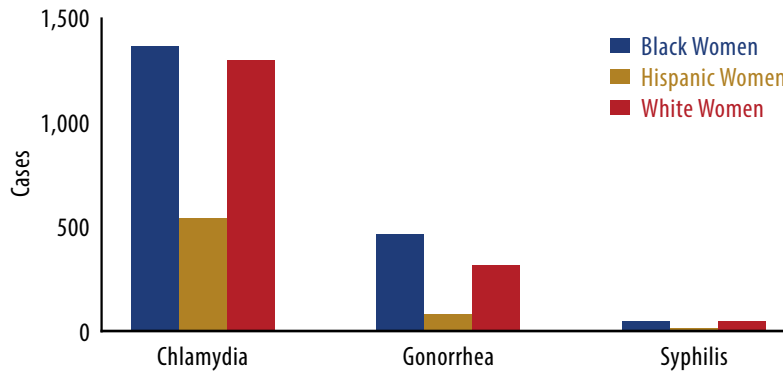
### Rate of Women Living with HIV by Age and Race/Ethnicity, Northeast Texas, 2018



### HIV and Other STDs

People with STDs are at least two to five times more likely than those without to acquire HIV if they are exposed to the virus through sexual contact. In addition, if a person living with HIV acquires another STD, that person is more likely to transmit HIV through sexual contact than other persons living with HIV. Among women, the Black community has the highest case counts of chlamydia and gonorrhea in Northeast Texas.

### Cases of Chlamydia, Gonorrhea, and Syphilis Among Women by Race/Ethnicity, Northeast Texas, 2018



### HIV Prevention for Black Women in Texas

Stigma, trauma, relationship dynamics, and structural factors such as poverty, unemployment, and lack of education can contribute to HIV transmission among Black women.

For more information on how to get involved in HIV prevention for Black women in Texas, please contact Deborah Carr at [Deborah.Carr@dshs.texas.gov](mailto:Deborah.Carr@dshs.texas.gov) or (512) 533-3082.

# More About Black Women and HIV in Texas

**One in every 312** Texans has HIV.  
**One in 100** Black Texans.  
**One in 520** White Texans.  
**One in 360** Hispanic Texans.

From 2016 to 2018, there were 350 new cases of HIV in women under the age of 25 in Texas. 53% of these were among young Black women

The rate of new HIV diagnoses among Black women in Texas is five and 12 times the rate of new HIV diagnoses compared to Hispanic and White women, respectively

Black women have the highest case counts of gonorrhea and the second highest case counts of chlamydia and primary and secondary syphilis in Texas

## DSHS TB/HIV/STD Section

(512) 533-3000

[dshs.texas.gov/hivstd/txbwi](http://dshs.texas.gov/hivstd/txbwi)

(Rev. 2/2020)



**TEXAS**  
Health and Human  
Services

Texas Department of State  
Health Services